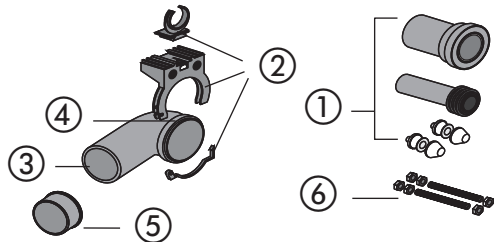
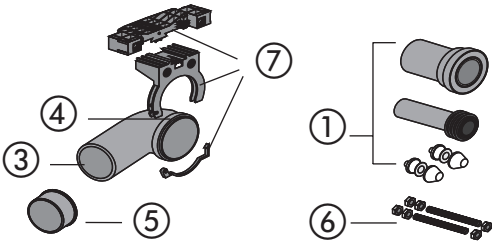
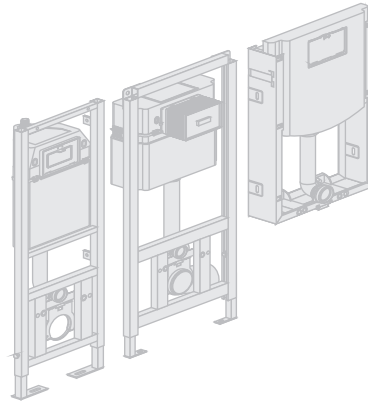
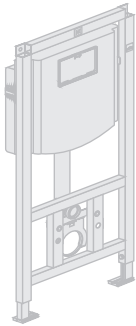
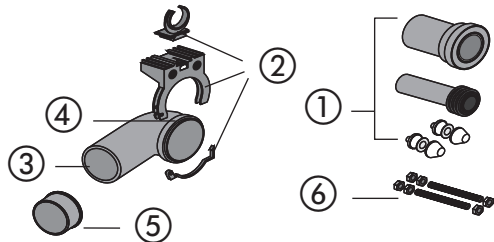
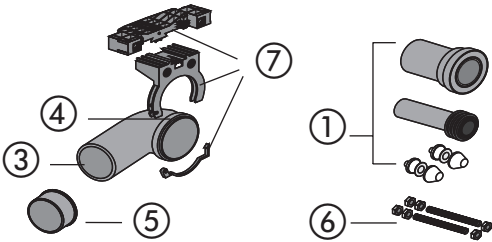
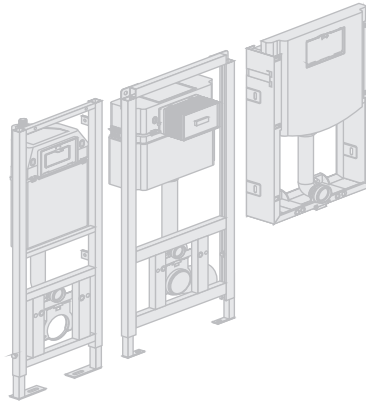
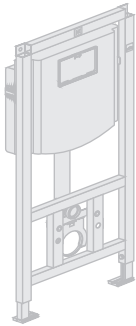


WC-Elemente für den Nass- und Trockenbau

Nr.	Bezeichnung	Art.-Nr.	Unverb. Richtpreis/€
1	WC-Anschlussgarnitur DN 90	58.933.00..0000	
2	Kombischelle	01.821.00..0000	
3	WC-Anschlussbogen 90°, DN90	58.904.00..0000	
4	Lippendichtung	04.131.00..0000	
5	Übergangsmuffe DN 90 / DN 100	58.211.00..0000	
6	WC-Befestigung M12	01.827.00..0000	
7	Schellenblock	05.213.00..0000	

WC elements for wet/dry installation



No.	Name	Code No.	Recommended price/€
1	WC connection kit DN 90	58.933.00..0000	
2	Pipe support dip	01.821.00..0000	
3	WC connecting bend 90°, DN90	58.904.00..0000	
4	Lip seal	04.131.00..0000	
5	Reducing sleeve DN 90 / DN 100	58.211.00..0000	
6	WC fastenings M12	01.827.00..0000	
7	Clamp block	05.213.00..0000	