

FAST AND CLEVER  
TO THE RESULT:  
**INEO PROFIL  
INSTALLATION  
SYSTEMS**



25

YEARS OF SYSTEM COMPETENCE







## ABOUT US: 25 YEARS OF SYSTEM COMPETENCE

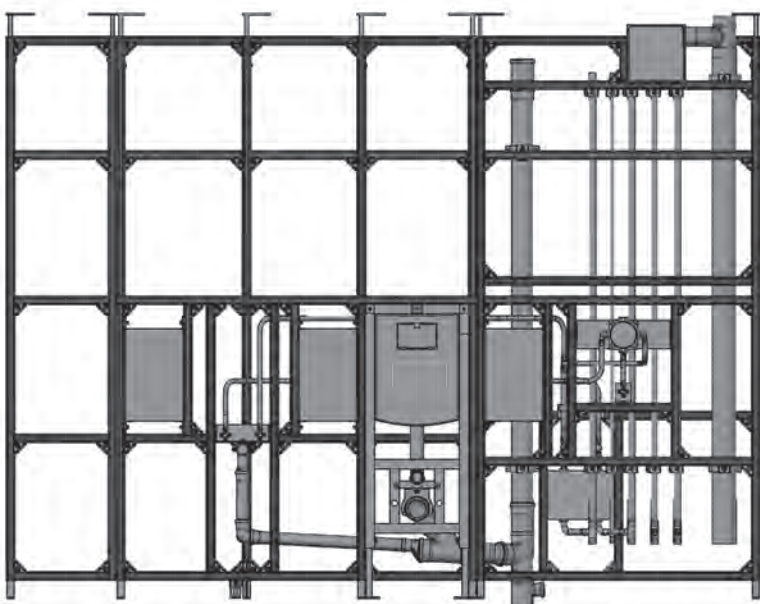
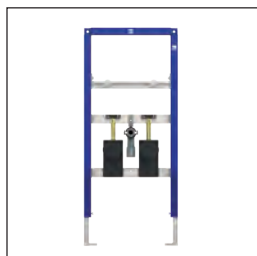
---

Our experience pays off for you. We have been active in system construction for over 25 years and continually develop our products and solutions. So, you benefit from the very beginning. INEO PROFIL installation systems by SANIT not only enable you to work faster and more efficiently at the construction site. We also provide outstanding product quality and the related service. Thanks to our expertise, you are in good hands with us.



---

We ensure the perfect bathroom design: INEO BRIGHT flush plates for toilets and urinals.



---

Our technology impresses with its system: all elements are combined compactly and efficiently.

# CONTENTS: **AT A GLANCE**

---

Areas of application	05
Benefits at a glance	06
INEO PROFIL installation shaft	08
INEO PROFIL installation wall	09
Process flow	10
Fire and noise protection, hygiene	12
Your decision	14
Credentials	15



# AREAS OF APPLICATION: **FOR HIGHEST DEMANDS**

---

**05**

INEO PROFIL installation systems can be found wherever high efficiency and quality in construction are required. For new builds and renovations – in projects with many units and similar floor plans.

- Residential buildings and hotels
- Senior residences and clinics
- Office buildings
- Schools and daycare centers



## BENEFITS AT A GLANCE: **DEADLINES, COSTS AND QUALITY UNDER CONTROL**

---

A lot can happen in construction projects. All the more comforting when you can absolutely rely on certain things. For example, on the strong advantages of INEO PROFIL. Our modular installation systems are tailored precisely to your needs, transparent and efficient in terms of costs, can be reliably planned in terms of time and are easy to assemble. Our service provides support whenever needed.

### AS NEEDED

- individually prefabricated components, exactly fitting the project
- efficient communication through one contact

### COST-OPTIMIZED

- exact preliminary costing with no hidden costs
- reduced use of personnel on site, shorter assembly times
- if necessary, renovation in the inhabited state possible, less rent losses

### ON SCHEDULE

- joint coordination of deadlines and fixing of delivery dates
- optimal planning of the construction schedules
- on-time delivery to the construction site
- faster commissioning and use







## EASY TO ASSEMBLE

- short assembly time thanks to pre-installed components in a self-supporting structure
- convenient provision in lockable containers possible
- extensive installation accessories included

## STRONG SERVICE

- Planning support by experienced engineers
- Advice, measurement, instruction and site supervision by technical staff on site



TIME



MONEY



SECURITY

# INEO PROFIL INSTALLATION SHAFT: **ALL PIPES ARE EFFECTIVELY BUNDLED**

---

Why complicated and time-consuming when you can also use the INEO PROFIL installation shaft? The stable, corrosion-protected frame structure is already equipped with all supply and disposal lines. Simply install, connect, done!



## HIGH QUALITY COMPONENTS – OUR STANDARD

- Highly soundproof drainage system
- Drinking water / heating: metal composite pipe (up to 95 ° C permanent operating temperature)
- Shut-off valves made of red brass
- Ventilation system: spiral duct with flush-mounted fan and fireproof bulkhead
- Accessories for assembly and floor connection
- Support ceiling closure: lost formwork

## FLEXIBLE SOLUTION

The installation materials and products can be changed individually. Extensions, e.g. heat exchangers, fresh water stations, floor heating distributors, hygienic flushing etc. can be integrated on request.

## TESTED SAFETY

- meets all requirements of the current German drinking water ordinance
- insulation of the drinking water pipes according to DIN or EnEV
- compact design, thanks to tested fire protection solutions, also possible at 0-distance



# INEO PROFIL INSTALLATION WALL: **ALL ELEMENTS COMBINED IN A COMPACT WAY**

---

**09**

The systematic way to particularly easy sanitary installations. The INEO PROFIL installation wall contains everything you need for this purpose. Thanks to prefabrication and compact design, installation is quick and space-saving.



## SOUND BASIS

- SANIT pre-wall installation system 996
- Sound-tested elements for toilet, washbasin, urinal and more (also possible as barrier-free equipment according to DIN)
- all fastening materials are included in the scope of delivery

## SUSTAINABLE PERFORMANCE

- water-saving flushing system
- Shower-toilet compatible
- Time-controlled interval flushing optional
- 25-year spare parts availability for function-related parts in the SANIT flush-mounted cistern

## INDIVIDUAL ADAPTATION

- System parts can be changed directly on site if required
- Degree of prefabrication up to complete piping possible

# PROCESS FLOW

## **FIVE STEPS TO SUCCESS**

---

**10**

By INEO PROFIL, you don't just get a product. It involves a systematic process ensuring you getting the best service from planning to installation. Our service team is at your side in all phases of the process starting with the definition of your requirements, followed by the development of an individual concept through to the planning of production. You approve the execution, then we produce and deliver and instruct you on site.

### **PHASE 1**

#### **INDIVIDUAL REQUIREMENTS PROFILE**

What is important in your project? Which criteria are essential, what are the conditions on site? In a detailed preliminary discussion, our project management lists the most important requirements of your project using a checklist. We create detailed descriptions. This is how your individual requirements profile is made up. This kind of thorough preparatory work minimizes the effort for subsequent changes.



## PHASE 2

### CONCEPT DESIGN

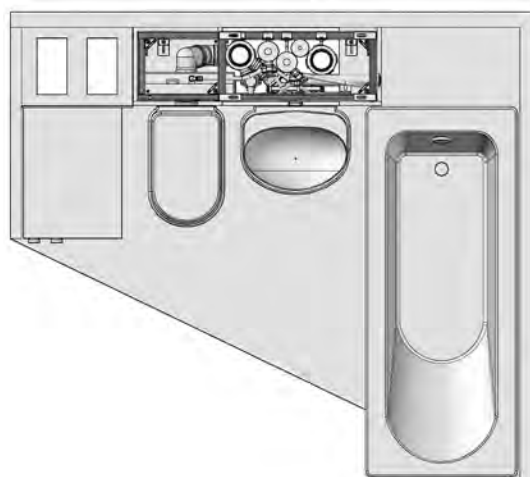
Based on your requirements profile, we plan and design your individual INEO PROFIL installation systems. This individual concept is the basis of your decision for contract award.



## PHASE 3

### PRODUCTION PLANNING

As soon as the order is placed, we start with production planning. During an on-site inspection, we check whether all dimensions are correct. For example, the size of the shafts or the height and width of the access routes. The final adjustments are made. We also clarify how delivery and unloading shall take place. Once this information has been determined, we create a production drawing for each of the planned assemblies.



## PHASE 4

### APPROVAL OF DETAILED DRAWING

Is everything correct? Together with the contracted construction company, we thoroughly check all production drawings. After the final check, approval can take place.

## PHASE 5

### PRODUCTION, DELIVERY, INSTRUCTION

Your INEO PROFIL installation systems are produced. We deliver to the construction site on time and on the date agreed. One of our experienced SANIT technicians will be on the building site and instruct your installers.





## FIRE AND NOISE PROTECTION, HYGIENE: **SECURITY IS BUILT IN**

---

INEO PROFIL installation systems provide exactly the security you need. In terms of fire protection, noise protection and hygiene, they meet all applicable standards. They are therefore also suitable for projects with complex requirements.



## FIRST RATE FIRE PROTECTION

Reliable fire protection is a top priority in construction. We therefore rely on the use of high-quality fire protection products in our solutions. We always keep an eye on profitability. We can provide you with an efficient fire protection solution that matches the building law requirements of your building project. If you plan a particularly demanding project and need advice, our cooperation partners are available to develop together with you an adequate solution concept. Safety first.



**13**



## MADE-TO-MEASURE SOUND INSULATION

Every construction situation is different. Therefore, the sound insulation needs to be customized. The building law requirements can only be optimally met through a targeted combination of various measures. It requires careful planning and execution. We do both for you. INEO PROFIL installation systems meet the legal requirements for sound insulation according to DIN 4109 and VDI 4100.

## HYGIENIC DRINKING WATER

Clean, hygienically perfect drinking water is a valuable asset. All components of our installation systems are therefore perfectly compatible - for drinking water quality that meets all legal standards. Our experts will be happy to assist you in technical planning.



## YOUR DECISION: **WIN WITH INEO PROFIL**

---

Plan safely, save time and money, benefit from a high level of flexibility and quality - with INEO PROFIL installation systems you are right on target. We would be happy to provide help and advice on your building project.

### **STRONG ARGUMENTS**

- Individually prefabricated installation systems
- Use of standard, high-quality products
- Cost-optimized through short assembly times
- High reliability in planning, on-site measurements and delivery to the construction site
- Optimal planning and calculation security





# CREDENTIALS: **BEST EXAMPLES FROM PRACTICE**

---

**15**



—  
Apartment block renovation, Jena  
SCALA Tower Hotel, Jena  
Waldkliniken (hospital), Eisenberg





# INFORM YOURSELF, GET ADVICE, DECIDE

WE LOOK FORWARD  
TO YOUR INQUIRY

---

[www.sanit.com](http://www.sanit.com)



<b>SANITÄRTECHNIK EISENBERG GMBH</b>
Gewerbegebiet – In der Wiesen 8 D-07607 Eisenberg
Postfach 1149   D-07601 Eisenberg
T +49 (0) 36 691 598–0 F +49 (0) 36 691 598–88 000
<a href="mailto:info@sanit.com">info@sanit.com</a>
<a href="http://www.sanit.com">www.sanit.com</a>

Current status: 12/2021